

TransMonEE: Meeting

15 May 2024: Online

unicef 
for every child



Objectives

- 1 Review of the 2024 TransMonEE data compilation process and timelines
- 2 Update and discuss the next steps in the implementation of the action points from the March meeting

Agenda - TransMonEE Virtual Meeting 2024

Opening

Agenda and actions from the 2024 March TransMonEE session

2024 TransMonEE data compilation

Data improvement planning - children in alternative care

2024 TransMonEE analytical series on violence
against girls and boys

Country Group to work on indicator systems to measure progress

Portal of ECA CRM framework indicators

Next steps



Actions from the 2024 March TransMonEE session

Future work - TransMonEE

TransMonEE analytical series on violence against children

Data Improvement Plans on Children in Alternative Care

A new group on Indicator Systems to Measure Progress for Children

Ver. 1 of indicators of the Europe and Central Asia Child Rights Monitoring Framework

Future work under the CES

Regular meetings of a
Group of Experts on
Statistics on Children

Steering Group - Canada, Ireland, Italy,
United Kingdom, OECD, UNICEF and
UNECE + Finland and Eurostat

Methodological work on
developing a minimum set of
indicators: violence against
children, children in alternative
care, children with disabilities

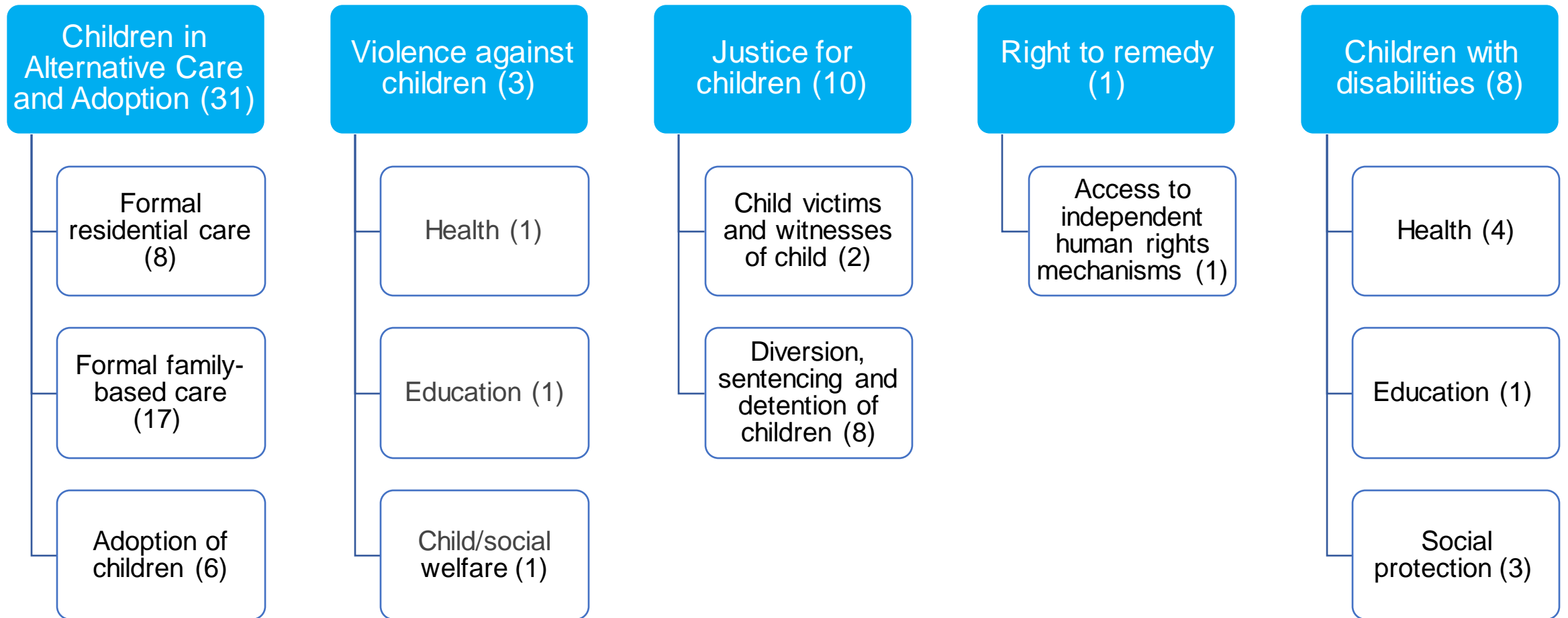
Facilitate and support the work on
international classifications and indicators as
follows:

- Collect and exchange good practices for producing statistics on violence against children
- Support the development of the International Classification of Children in Alternative Care
- Exchange experience on child-related surveys to improve their international comparability & pertinence to the internationally agreed indicators and classifications.



2024 TransMonEE data compilation

Sub-domains and indicator groups (53 variables)



Data availability status in 2023 for the year 2022

Sno.	Country	Weighted Average	Children in Alternative Care (31 variables)	Justice for Children (10 variables)	Children with Disabilities (8 variables)	Violence Against Children (3 variables)	Right to Remedy (1 variable)
1	Bulgaria	95%	100%	91%	75%	100%	100%
2	Armenia	93%	100%	70%	88%	100%	100%
3	Georgia	85%	100%	60%	50%	100%	100%
4	Moldova	84%	86%	89%	88%	33%	100%
5	Hungary	79%	87%	78%	50%	100%	0%
6	Latvia	71%	77%	40%	100%	33%	100%
7	North Macedonia	68%	87%	50%	13%	75%	100%
8	Serbia	68%	61%	89%	50%	100%	100%
9	Uzbekistan	63%	82%	0%	100%	0%	0%
10	Albania	62%	71%	60%	38%	33%	100%
11	Lithuania	58%	41%	78%	100%	80%	0
12	Croatia	57%	42%	60%	100%	75%	100%
13	Romania	57%	52%	80%	63%	33%	0%
14	Belarus	56%	61%	30%	100%	0%	0%
15	Poland	56%	79%	40%	12%	0%	0%
16	Tajikistan	55%	36%	90%	87%	33%	100%
17	Azerbaijan	55%	61%	30%	88%	0%	0%
18	Kazakhstan	51%	45%	40%	100%	0%	100%
19	Turkiye	49%	54%	70%	13%	0%	100%
20	Kyrgyzstan	48%	39%	64%	75%	33%	0%
21	Slovenia	42%	50%	20%	50%	33%	0%
22	Bosnia and Herzegovina	27%	26%	50%	13%	0%	0%
23	Czech Republic	18%	22%	0%	37%	0%	0%
24	Turkmenistan	18%	11%	0%	63%	0%	100%

Some key areas for child protection information management system investment

Disaggregation

**Definitions and
data coverage**

**Double
counting**

Investment in an enabling data environment and systems strengthening

Legal and normative framework

Governance, planning, coordination

Standardized data and practices

Administrative data quality management

Demand, dissemination and use



Data collection package and schedule

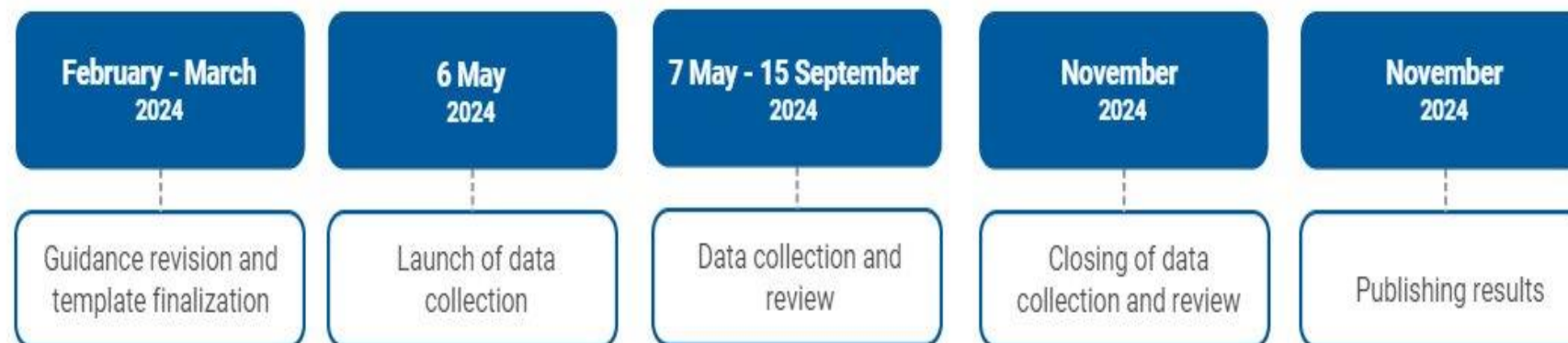
Package should contain documents

- Definitions and [guidelines](#)
- Template (includes data from previous years)
- Technical instructions – how to fill the template
- Observations and data availability

Suggestions to recheck before submission

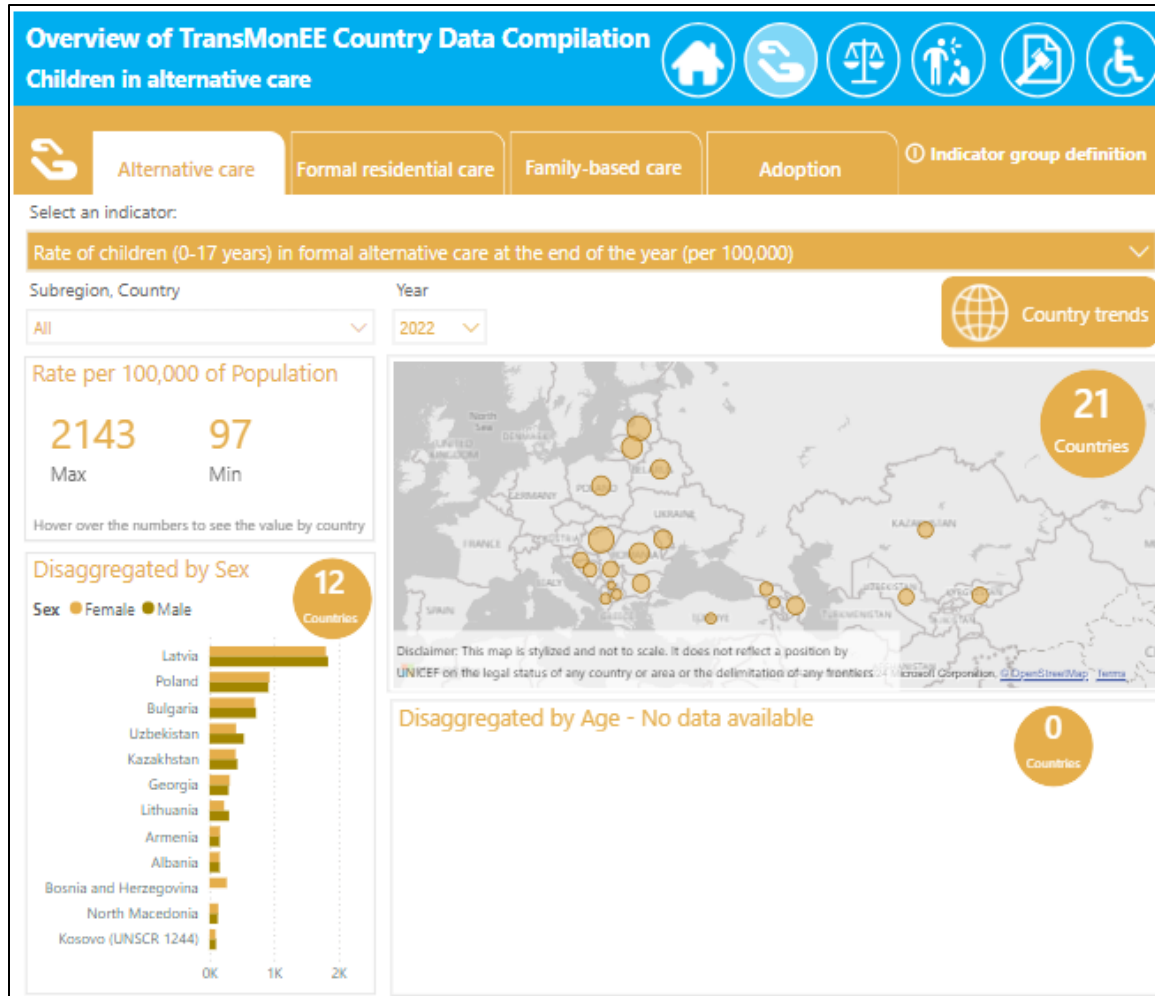
- ✓ **Re-check** the data compiled with the published data of line ministries
- ✓ **100% coverage of all agencies** by region
- ✓ Indicate **flags list** (Provisional, Estimate, Partial, Different Definition, Break in Series)
- ✓ Include **data source, recheck footnote** for dissemination
- ✓ Prioritize **single age** over age group
- ✓ Fill "**qualitative information**" worksheet in the template
- ✓ Small team to review the *data availability, definition and double counting*

Planned Schedule

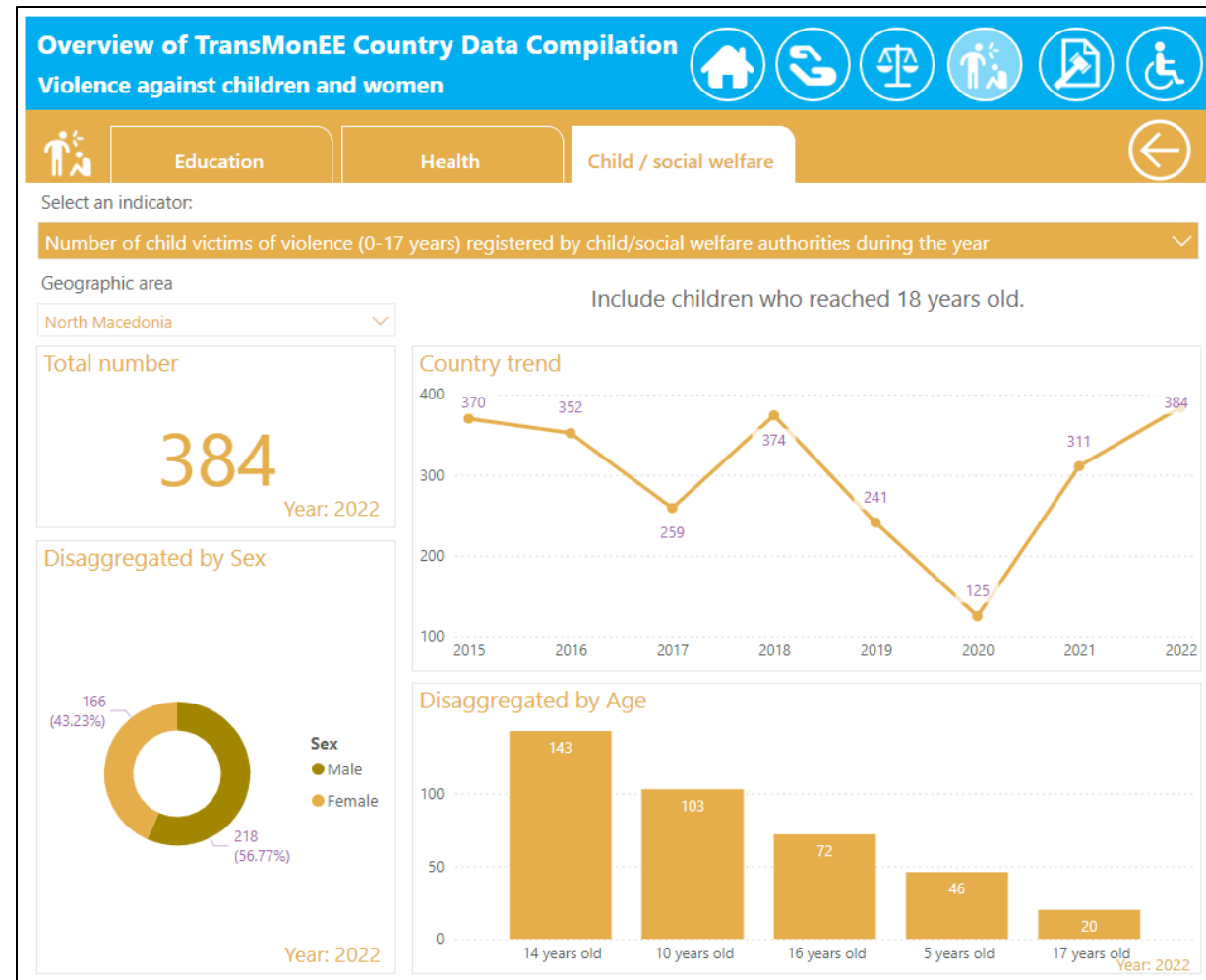


Data compilation dashboard

Regional view : Alternative Care



Country view : Violence Against Children



[Dashboard link](https://www.transmonee.org/data-collection-toolkit)

<https://www.transmonee.org/data-collection-toolkit>

How can the UNICEF Regional Office support in your efforts to improve data availability and disaggregation for the indicators in question?



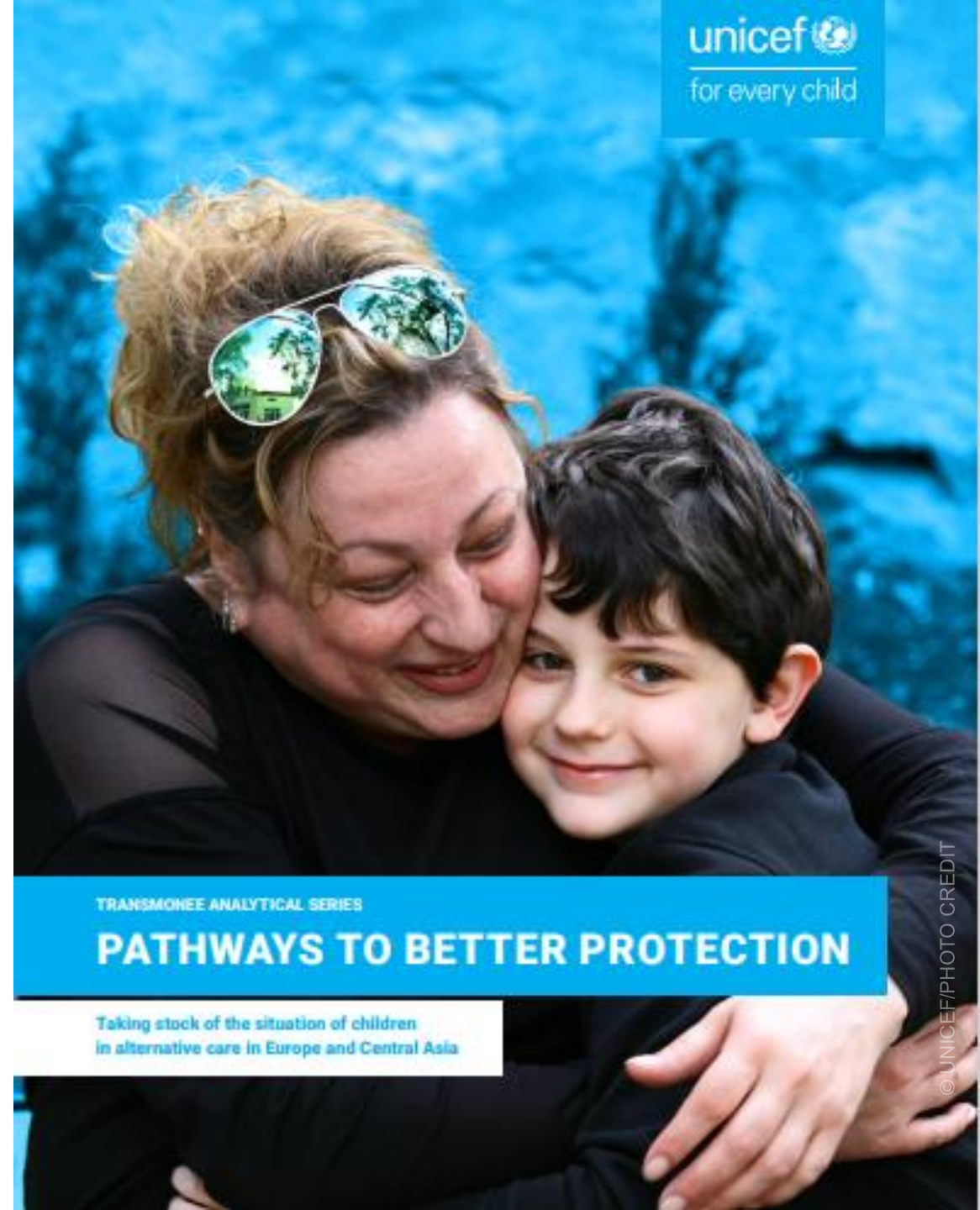


2. Data Improvement Planning: Children in Alternative Care

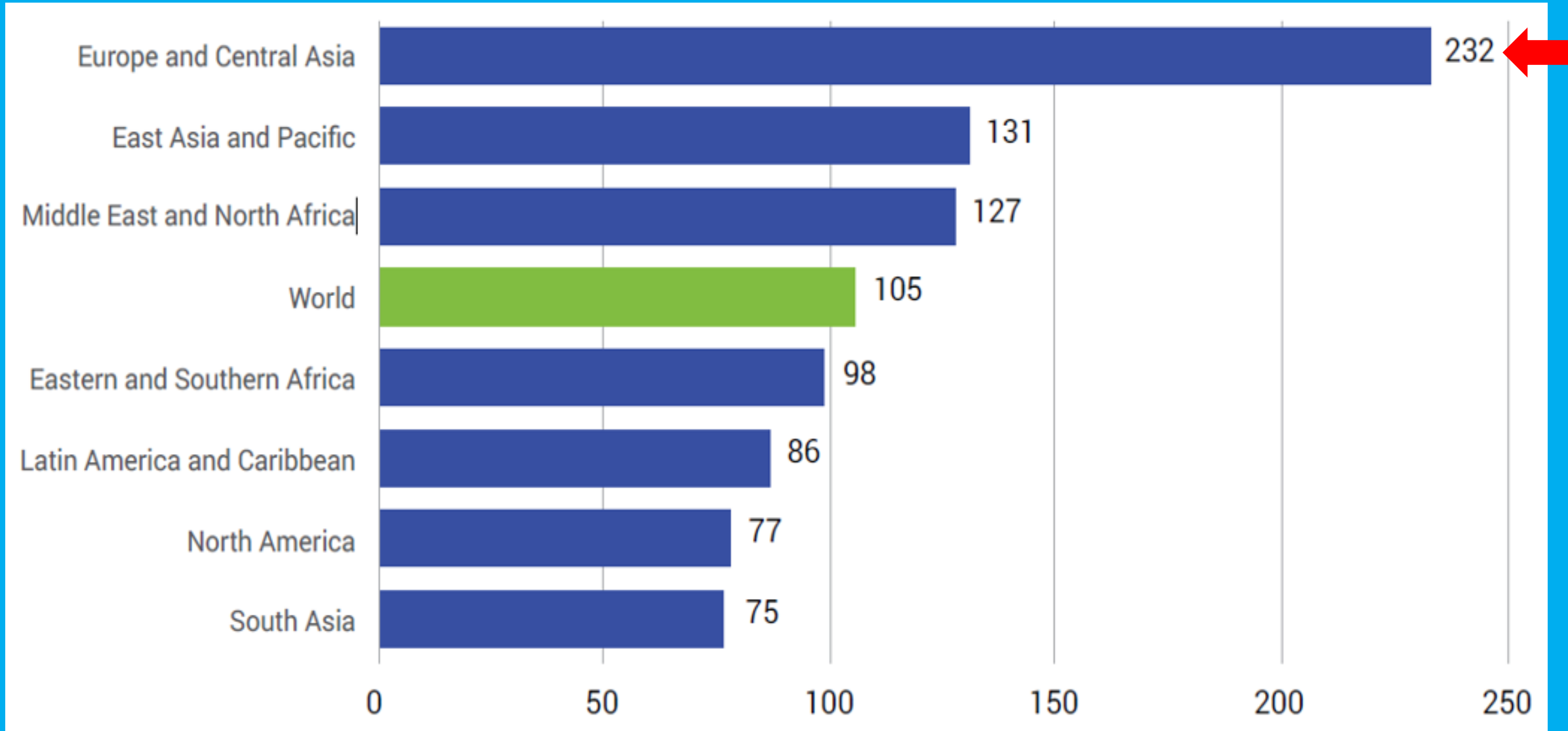
2023 TransMonEE analytical series on children in alternative care

with contributions and validated by national statistical offices and governmental partners in the region supported by UNICEF country office colleagues.

**Thank you for your
cooperation!**



Rate of children in residential care (2010-2022 data, per 100,000 population aged 0-17 years)



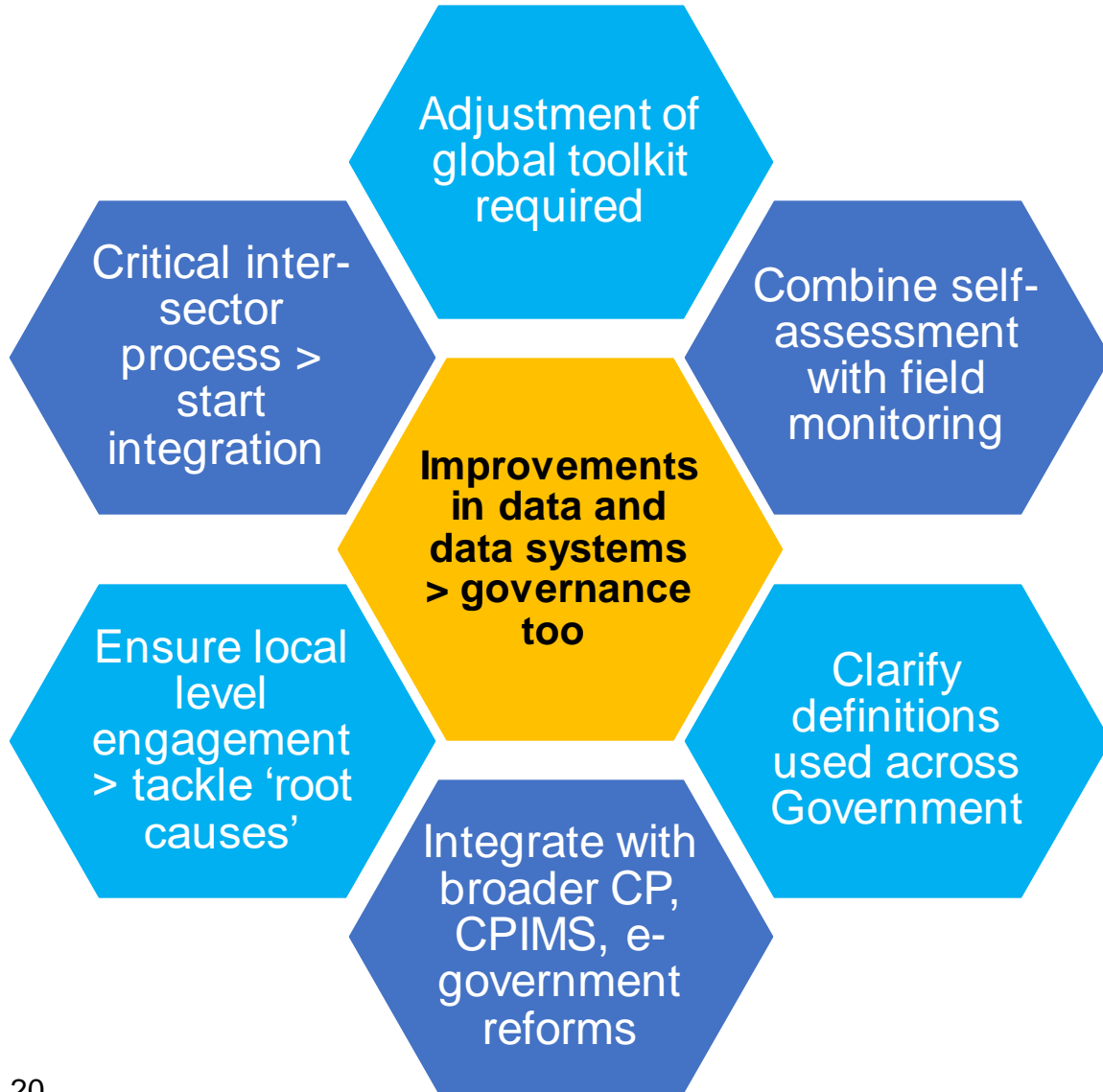
Alternative care data improvement planning initiative

- **KAZ** – developed plan in 2023 (under review by Government)
- **TJK** – integrating actions into D4C Roadmap and making the link to the broader CP system reforms and efforts to strengthen CPIMS
- **TKM** – developing plan in 2024 and making the link to the broader CP system reforms

Other country efforts linked to TransMonEE are underway within the European Child Guarantee, national child rights monitoring, the humanitarian and refugee responses



Key lessons learned in 2023



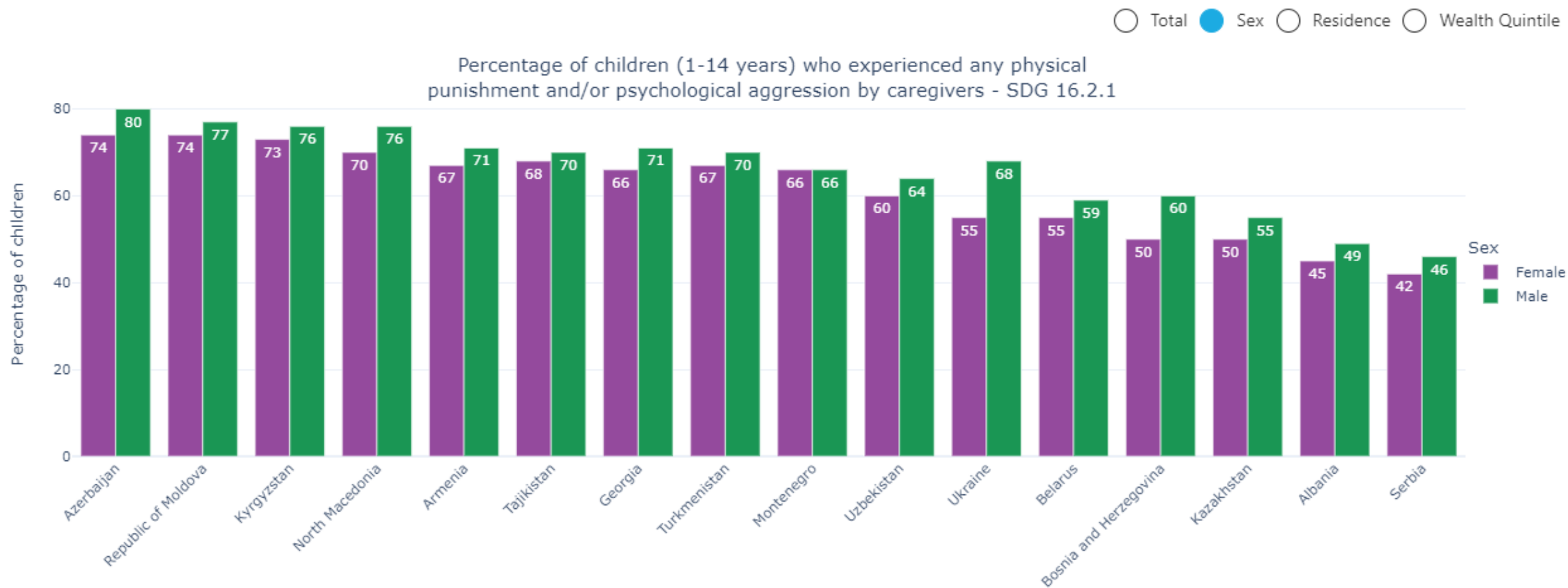


2024 TransMonEE analytical series on violence against girls and boys

How likely is it that one or both will experience violence in their childhood and that this will be officially reported?



Percentage of children (1-14 years) who experienced any physical punishment and/or psychological aggression by caregivers at home in the past month – SDG 16.2.1



2024 TransMonEE analytical series: development process

Preparatory phase

Mapping of indicators and data sources in the region

Recruitment of regional consultant



Implementation phase

Data analysis, contextualisation, synthesis and visualization incl. data gap analysis (ICVAC)

Data validation with national stakeholders



Dissemination phase

Main products: analytical report incl. good practices, landing page, policy brief, presentation

Regional meeting, dissemination through global/regional/national channels



Indicator systems to measure progress

Working Group on Indicator Systems to Measure Progress for Children

2023-24 CRC recommendations
asking for a holistic approach to data
on children

Albania
Andorra
Azerbaijan
Finland
France
Ireland
Kyrgyzstan
Liechtenstein
Sweden
Türkiye
United Kingdom
Bulgaria
Russian Federation
Lithuania

Purpose

More focused and concerted efforts to systematize countries' work on their Indicator Systems to Measure Progress for Children, facilitating joint learning and exchanges.

Objectives

- Build consensus on the conceptual framework for developing a holistic approach to indicator systems for measuring progress on children
- Showcase good practices of the national indicator systems on children anchored in child rights strategies
- Collaboratively work on systematising data disaggregation, data sharing and use



Portal of ECA CRM Framework indicators

Child Rights Landscape and Governance



Cross-Cutting



Full list of indicators

① Poverty and Adequate Standard of Living



Child poverty and material deprivation

Concerns the opportunities for children to enjoy an adequate standard of living which ensures their physical, mental, spiritual, moral and social development. It assesses the effectiveness of the material assistance and support programmes aimed at reducing poverty and inequality, particularly with regard to nutrition, clothing and housing.



Visit Domain

Collapse table

Indicator group	SDG	Regional framework
<ul style="list-style-type: none"> ▣ Percentage of population below international poverty line ▣ Percentage of population living below the national poverty line ▣ Poverty headcount ratio at \$6.85 a day (2017 PPP) ▣ People at risk of poverty or social exclusion, by component <ul style="list-style-type: none"> Percentage of people at risk of poverty or social exclusion At-risk-of-poverty rate Severe material and social deprivation rate People living in households with very low work intensity ▣ Percentage of population (and specifically children) living in multidimensional poverty <ul style="list-style-type: none"> Percentage of population living in multidimensional poverty 	<ul style="list-style-type: none"> 1.1.1 1.2.1 1.2.2 	<ul style="list-style-type: none"> WHO SDHE, Min. Set of Gender Indicators WHO SDHE EPSR, European Child Guarantee, EPSR, European Child Guarantee, European Child Guarantee, European Child Guarantee, WHO SDHE

① Acronyms

36 out of 55 countries with data available for at least one year since 2018

Indicator definition	Desired disaggregation	Source database
At risk of poverty or social exclusion, abbreviated as AROPE, corresponds to the sum of persons who are either at risk of poverty, or severely materially and socially deprived or living in a household with a very low work intensity. People are included only once even if they are in more than one of the situations mentioned above. The AROPE rate is the share of the total population which is at risk of poverty or social exclusion. It is the main indicator to m	Sex, age, residence, wealth.	Eurostat Link to source/metadata
	Survey (EU-SILC/HBS) Type of data	Eurostat Primary source

CRM Framework Development Roadmap

Implement Feedback Feature: Add a direct feedback mechanism at the sub-domain level within the CRM Framework portal.

Conduct Collaborative Workshops: Arrange online sessions with countries actively using the indicators to share experiences and insights, fostering a learning environment.

Ongoing Refinement Based on Feedback: Continuously improve the framework by integrating feedback collected through the portal and discussion outcomes.

Preview of CRM Framework Feedback Form

20

😊 After reviewing the indicators in 'Immunization' sub-domain, how much do you agree or disagree with these statements? *

	Strongly agree	Agree	Neutral	Disagree	Strongly disagree
All the indicators are highly relevant to this sub-domain.	<input type="radio"/>	<input type="radio"/>	<input type="radio"/>	<input type="radio"/>	<input type="radio"/>
The list of indicators in this sub-domain is comprehensive.	<input type="radio"/>	<input type="radio"/>	<input type="radio"/>	<input type="radio"/>	<input type="radio"/>

21

Optional: How relevant are each of these indicators (or indicator groups) to the sub-domain?

	Extremely relevant	Moderately relevant	Slightly relevant	Not all relevant	No opinion
Percentage of surviving infants who received the first dose of measles-containing vaccine (MCV1)	<input type="radio"/>	<input type="radio"/>	<input type="radio"/>	<input type="radio"/>	<input type="radio"/>
Percentage of children who received the 2nd dose of measles-containing vaccine (MCV2) - SDG 3.b.1	<input type="radio"/>	<input type="radio"/>	<input type="radio"/>	<input type="radio"/>	<input type="radio"/>

Next steps

Address any questions related to the 2024 TransMonEE data compilation to Deepak Kumar Dey

Discuss if your country is interested in joining the CES Steering Group to guide the methodological work on statistics on children

Discuss if your country is interested in joining the Initiatives on
Improvement of data on children in alternative care
Indicator systems to measure the progress for children

ECARO will reach out to the network for promising/good practices and share the draft report on violence against children for its review

The ECA CRM Framework portal will be available for comments and feedback by end-June

Thank you.

unicef 
for every child

